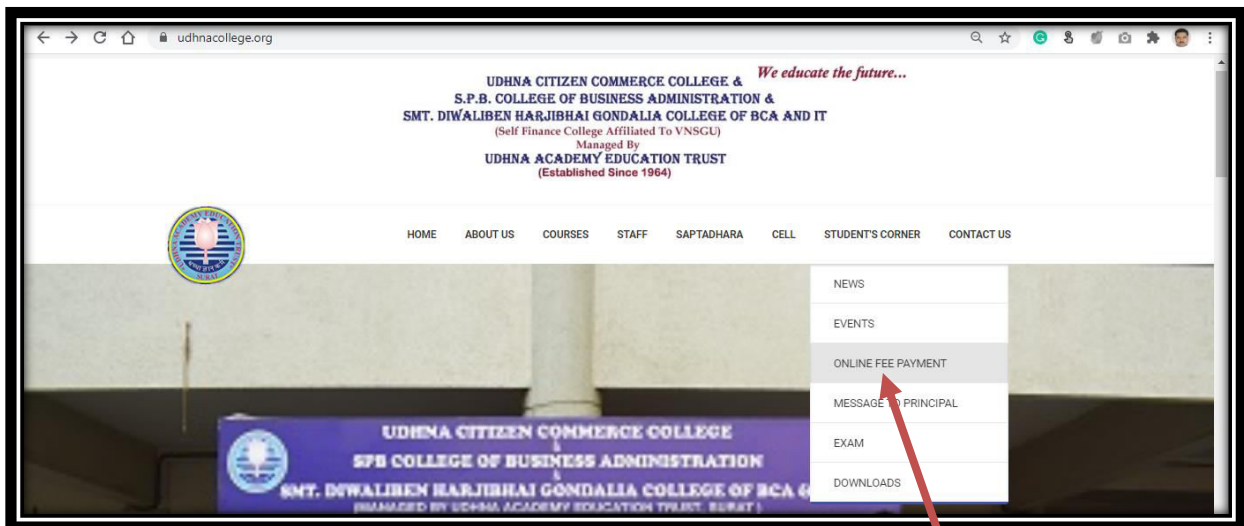




Guideline for “Admission Process” and “Online Fees Payment” at Udhna College-2020

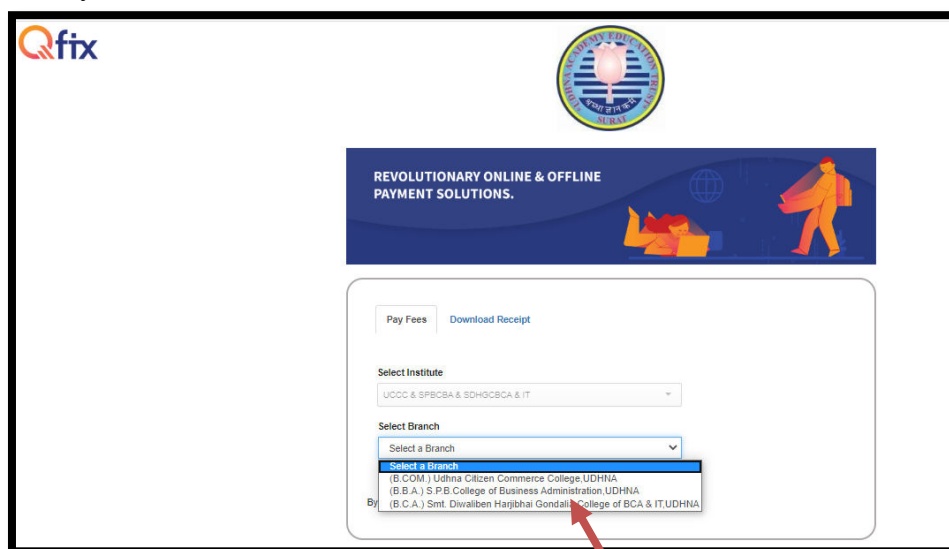
Step 1: Go to udhnacollege.org

Step 2: Click on following link to go for payment online.



Click here to pay fees online ...

Step 3: Select your Branch. (B.Com. / B.B.A./ B.C.A.)



**Select your Branch
(B.Com./B.B.A./B.C.A.)....**

Step 4: Enter your Registration Number and click on **Search**.

The screenshot shows a web interface for paying fees. At the top left is the 'qfix' logo. At the top center is the logo of UCC & SPBCBA & SDHGBCA & IT. Below the logos, there is a dark blue box with the text 'REVOI PAYME'. To the right of this box is a light blue callout box with red text: 'Enter your COLLEGE registration number and Click on Search to go ahead'. Below this is a form titled 'Pay Fees' with a 'Download Receipt' link. The form contains the following fields: 'Select Institute' (UCC & SPBCBA & SDHGBCA & IT), 'Select Branch' ((B.COM.) Udhna Citizen Commerce College,UDHNA), and 'Registration Number' (202000018). A blue 'Search' button is at the bottom of the form. A red arrow points from the callout box to the 'Registration Number' field. At the bottom of the form, it says 'By logging in you agree to our Privacy Policy.'

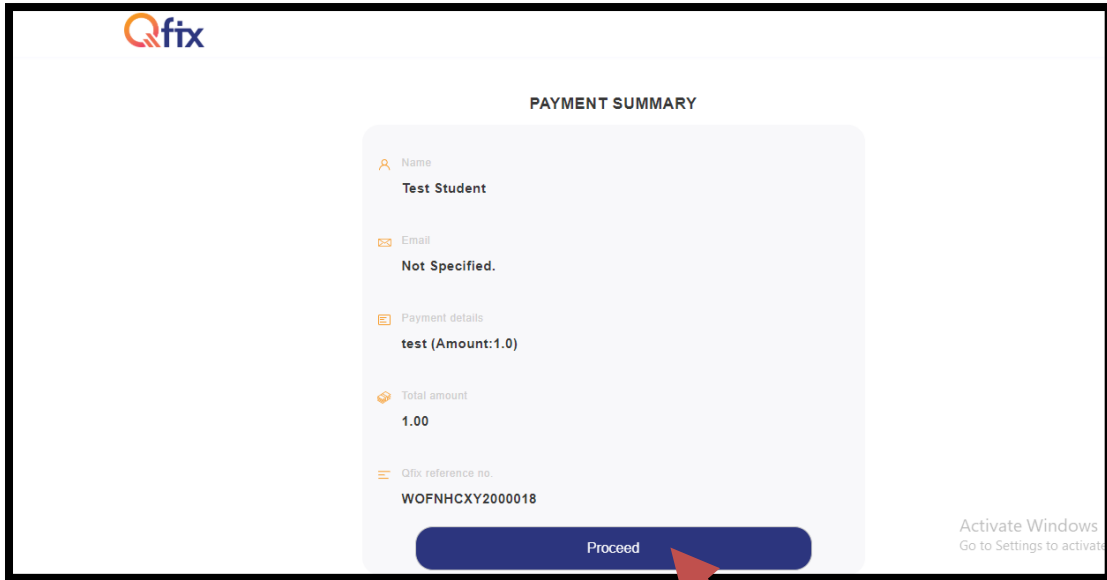
Step 5: Verify your details and click on **“Continue and Pay”**.

The screenshot shows a student profile page. At the top, it says 'Welcome Test Student'. Below this are the following details: First Name: Test, Last Name: Student, Standard: BCOM BANKING, Division: SEM II, Institute: UCC & SPBCBA & SDHGBCA & IT, Branch: (B.COM.) Udhna Citizen Commerce College, Registration Code: 202000018, and E-Mail Address: [empty field]. Below these details is a 'Mobile Number' field with the value 9878765654 and an 'UPDATE PROFILE' button. There are two tabs: 'Dues' (selected) and 'Paid'. Below the tabs is a red text warning: 'Only one fee can be paid at a time'. Below this is a table with the following columns: 'Description', 'Payment For', and 'Total Amount'. The table has one row: Description: test, Payment For: Test Student, Total Amount: 1.00. To the left of the table, there is a checkbox with a '+' sign, which is circled in red. Below the table are two buttons: 'Go To Home' and 'Continue and Pay'. A red arrow points from the 'Continue and Pay' button to a callout box. At the bottom right, there is a watermark: 'Activate Windows. Go to Settings to activate Windows.'

Make sure to tick on this fees option

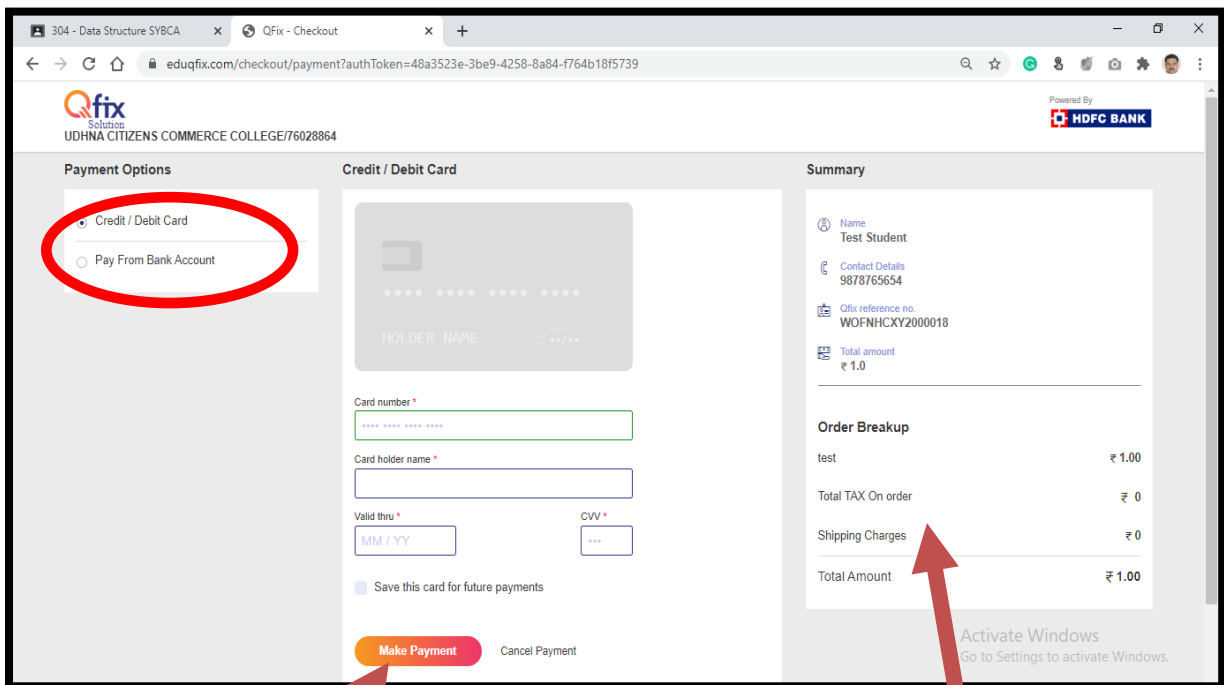
Verify your details and click here

Step 6: Verify your Summary and click on “*Proceed*”.



Verify your Payment Summary and Click here

Step 7 : Enter your Credit / Debit Card/ Bank A/c details and click on “*MAKE PAYMENT*”



Enter card details and click here....

Verify details...

Step 8: After successful payment you will be redirected to our College Admission Form

UDHNA CITIZEN COMMERCE COLLEGE & S.P.B. COLLEGE OF BUSINESS ADMINISTRATION & SMT. DIWALIBEN HARJIBHAI GONDALIA COLLEGE OF BCA AND I.T.
MANAGED BY UDHNA ACADEMY EDUCATION TRUST

HOME REGISTRATION USER MANUAL

Registration Form for Admission on Merit Based Progression due to Covid-19

Student Photo: No file chosen
NONE

Student Sign: No file chosen
NONE

Registration No :

Qfix Reference No :

Activate Windows
Go to Settings to activate Windows.

Type here to search

11:42 AM 15/07/2020

Check your information and modify if any changes require...

Qfix Reference No :

Select Stream: B.Com B.B.A B.C.A

Medium : Gujarati English

Select Year : F.Y. S.Y. T.Y.

Sybcom Specialization : Banking Statistics

Last Name / Surname :

First Name / Student's Name :

Middle Name / Father's Name:

Aadhar Card No:

Gender Female Male

Local Address :

Dist :

Activate Windows
Go to Settings to activate Windows.

Type here to search

11:43 AM 15/07/2020

Check your information and modify if any changes require

Classwork for 304 - Data Structur x Edit Registration Detail x +

udhnacollege.org/admission/index.php/Admissioncontroller/viewProfile?qfix_reference_number=XQATEPLX2000018

Dist : Surat

Pincode : 394210

Tel. No. : 12345

Mob. No. : 1234567890

E-Mail : none@none.com

Same as Above

Permanent Address:
Test

Cast : Hindu

Sub Cast : Test

Cast Category : OPEN

Date of Birth : 14/07/2020

Activate Windows
Go to Settings to activate Windows.

Type here to search

11:43 AM
15/07/2020

Step 9: Check all filled details and click on Submit to confirm your admission and generate the Online Payment Receipt

Classwork for 304 - Data Structur x Edit Registration Detail x +

udhnacollege.org/admission/index.php/Admissioncontroller/viewProfile?qfix_reference_number=XQATEPLX2000018

Cast : Hindu

Sub Cast : Test

Cast Category : OPEN

Date of Birth : 14/07/2020

Blood Group : AB+

Nationality : Indian

Father's Name : Test

Father's Occupation : Test

Activity : PT NSS Saptadhara

Submit

Activate Windows
Go to Settings to activate Windows.

All rights are reserved.

Click on Submit to generate your Fee Receipt

Step 10: Click on Print Receipt Button to Print / Save your Receipt at your end.

Fee Receipt

Student copy

UCC & SPBCRA & SDHG COLLEGE OF BCA & IT
Self Financed College affiliated to VNSGU,Surat
(Managed by Udhna Academy Education Trust,Udhna)
214,Kanchhod Nagar,Udhna,Surat-394210) Gujarat
@Doms:U.A.,B.C.A.,COLLEGE
Website : www.udhnacollege.org E-mail : uacc@praf.com

Reg.No.-202000018 UCCM (Banking) Rec.No. F2
Fee RECEIPT

Received from TEST TEST TEST of SY:UCCM(Semester - 3) Div. GUJARATI Category :OPEN
being the amount of fees for the year/sem. as below. Activity : F.I. Enroll. No. : E

SRL	PARTICULARS	Am.
1	Tuition Fee	
2	Admission Fee(One Time)	
3	ICard Fee(One Time)	
4	Students & Teachers Welfare Fee	
5	Books & Equipment etc. Fee	
6	Students Union Fee	
7	Amerties Fee	
8	Campus Development Fee	
9	Internal Exam Fee	
10	Enrollment Fee(One Time)	
11	Laboratory Fee(Incl. Computer Lab)	
12	Library Deposit(One Time)	
13	College Deposit(One Time)	
14	Un. Campus Development	
15	Un. Sports & Cultural Activities	
16	Un. Sports Complex Development	
17	Un. Exam. Fee (Term-I)	
18	Un. Exam. Fee (Term-II)	
19	Un. Enrollment Form	
20	Un. Exam. Form (SP2)	
21	Deduction on Tuition Fee as per VNSGU Circular	

Print Receipt

All rights are reserved.

Step 11: You can Print / Save College Fees Online Payment Receipt at your end.

Udhna College: Student Details

udhnacollege.org/admission/index.php/Admissioncontroller/editProfile

7/15/2020 Udhna College: Student Details

UCC & SPBCRA & SDHG COLLEGE OF BCA & IT
Self Financed College affiliated to VNSGU,Surat
(Managed by Udhna Academy Education Trust,Udhna)
214,Kanchhod Nagar,Udhna,Surat-394210) Gujarat
@Doms:U.A.,B.C.A.,COLLEGE
Website : www.udhnacollege.org E-mail : uacc@praf.com

Reg.No.-202000018 UCCM (Banking) Rec.No. F2
Fee RECEIPT

Received from TEST TEST TEST of SY:UCCM(Semester - 3) Div. GUJARATI Category :OPEN
being the amount of fees for the year/sem. as below. Activity : F.I. Enroll. No. : E

SRL	PARTICULARS	Am.
1	Tuition Fee	
2	Admission Fee(One Time)	
3	ICard Fee(One Time)	
4	Students & Teachers Welfare Fee	
5	Books & Equipment etc. Fee	
6	Students Union Fee	
7	Amerties Fee	
8	Campus Development Fee	
9	Internal Exam Fee	
10	Enrollment Fee(One Time)	
11	Laboratory Fee(Incl. Computer Lab)	
12	Library Deposit(One Time)	
13	College Deposit(One Time)	
14	Un. Campus Development	
15	Un. Sports & Cultural Activities	
16	Un. Sports Complex Development	
17	Un. Exam. Fee (Term-I)	
18	Un. Exam. Fee (Term-II)	
19	Un. Enrollment Form	
20	Un. Exam. Form (SP2)	
21	Deduction on Tuition Fee as per VNSGU Circular	

Print 1 page

Destination Save as PDF

Pages All

Layout Portrait

More settings

Save